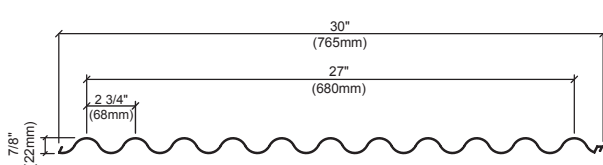


Final colour selection should be made from printed colour chart

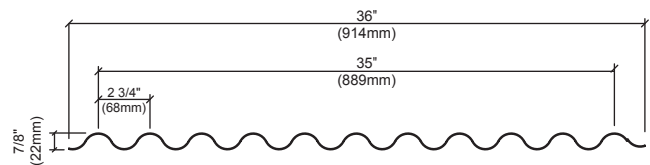
- For the most current information available, visit our website at www.metalcorbuildings.com
- Refer to the back of this colour chart for gauge and availability.
- Please note that due to lighting and computer display variations, colours will not be exactly as shown.



PROFILE TYPES

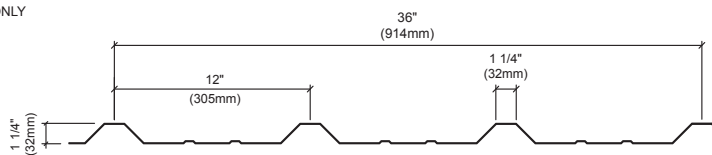


COR-78 LOK



COR-78

*In Galvalume and Light Fixture White ONLY



COR-125



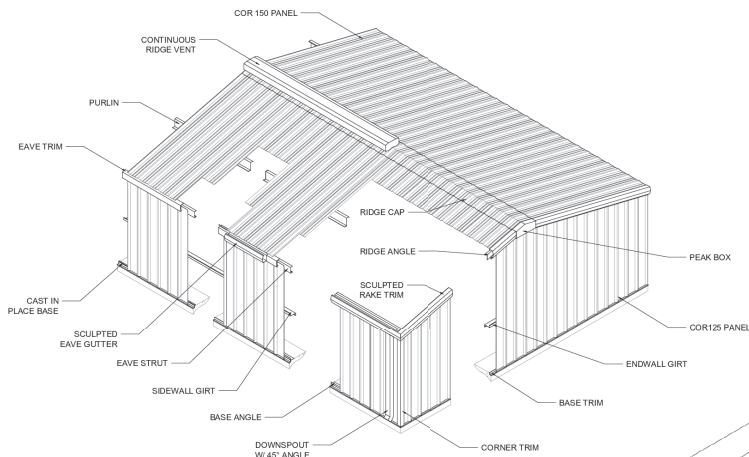


GAUGE AVAILABILITY

COLOURS

	29ga.	26ga.	22ga.	16ga.
GALVALUME PLUS*	<input checked="" type="checkbox"/>	<input checked="" type="checkbox"/>	<input type="checkbox"/>	<input type="checkbox"/>
CHARCOAL*	<input type="checkbox"/>	<input checked="" type="checkbox"/>	<input type="checkbox"/>	<input type="checkbox"/>
STONE GREY*	<input type="checkbox"/>	<input checked="" type="checkbox"/>	<input type="checkbox"/>	<input type="checkbox"/>
BLACK*	<input type="checkbox"/>	<input checked="" type="checkbox"/>	<input type="checkbox"/>	<input type="checkbox"/>
COFFEE	<input type="checkbox"/>	<input checked="" type="checkbox"/>	<input type="checkbox"/>	<input type="checkbox"/>
BEIGE	<input type="checkbox"/>	<input checked="" type="checkbox"/>	<input type="checkbox"/>	<input type="checkbox"/>
TAN	<input type="checkbox"/>	<input checked="" type="checkbox"/>	<input type="checkbox"/>	<input type="checkbox"/>
DARK RED	<input type="checkbox"/>	<input checked="" type="checkbox"/>	<input type="checkbox"/>	<input type="checkbox"/>
TILE RED	<input type="checkbox"/>	<input checked="" type="checkbox"/>	<input type="checkbox"/>	<input type="checkbox"/>
HERON BLUE	<input type="checkbox"/>	<input checked="" type="checkbox"/>	<input type="checkbox"/>	<input type="checkbox"/>
MELCHER'S GREEN	<input type="checkbox"/>	<input checked="" type="checkbox"/>	<input type="checkbox"/>	<input type="checkbox"/>
BONE WHITE*	<input checked="" type="checkbox"/>	<input checked="" type="checkbox"/>	<input type="checkbox"/>	<input type="checkbox"/>
WHITE WHITE	<input type="checkbox"/>	<input checked="" type="checkbox"/>	<input type="checkbox"/>	<input type="checkbox"/>
CAMBRIDGE WHITE*	<input type="checkbox"/>	<input type="checkbox"/>	<input type="checkbox"/>	<input checked="" type="checkbox"/>
BRIGHT WHITE	<input type="checkbox"/>	<input checked="" type="checkbox"/>	<input type="checkbox"/>	<input type="checkbox"/>
LIGHT FIXTURE WHITE*	<input checked="" type="checkbox"/>	<input checked="" type="checkbox"/>	<input checked="" type="checkbox"/>	<input type="checkbox"/>

PLEASE NOTE: Colours labelled with an asterisk are in stock. Minimum quantities and/or extended leadtimes may be required for colours not in stock. Check with your MetalCor sales representative to confirm availability.



AVAILABLE ACCESSORIES

- Fasteners
- Ridge Caps
- Closures
- Doors
- Sealants
- Storage Piers & Headers
- Bolts
- Bracing
- Insulation
- Hat and Channel Sections
- Roll Up Doors

